

Week 17
Issue: 41
Vol: 2
Year: 2025

THE GRANDE DIGEST



38 - 42

Table of Contents

<u>News and Notes.....4</u>	<u>Team Offense.....33</u>
<u>Grande Pickem.....5</u>	<u>Team Defense.....35</u>
<u>Picks Last Week.....7</u>	<u>Top Leaders.....37</u>
<u>Pickem Standings.....8</u>	<u>Top Weekly Performers.....40</u>
<u>Charts.....11</u>	<u>~Memory Lane~.....41</u>
<u>▼ Scores ▼.....13</u>	<u>Trivia.....42</u>
<u>Box Scores.....15</u>	<u>Trivia Ranking - Ice Cream Flavors43</u>
<u>Schedule.....31</u>	<u>Trivia Answers.....44</u>
<u>Standings.....32</u>	

Date Published: 12/30/25

Website: <https://the-grande-report.ghost.io/>

Publisher, Editor, Writer: Dan Cramer, TheGrandeReport@yahoo.com

Cover:

Box Scores: <https://sports.yahoo.com/nfl/scoreboard/> & <https://www.pro-football-reference.com/years/2024/games.htm>

Standings: <https://nfl.com>

Team Offense: https://www.pro-football-reference.com/years/2023/#all_team_stats

Team Defense: <https://www.pro-football-reference.com/years/2023/opp.htm>

Memory Lane:

News and Notes

It comes down to this, the final week of the regular season. The Premiere Division is a nail biter between Dan and Doug with Josh having an outside chance at the title. The Prime Division has a little less drama as Todd has to make up 5 games to win, not impossible but not highly probable.

We also get to see if Mike Tomlin continues his mediocre career and blows his chance at the AFC North title. A 9-8 record looks very likely.

The other important game, CAR-TB, to secure the final NFC playoff spot. Will the Bucs continue their losing streak? Will inconsistent Bryce Young lead the Panthers into the playoffs?

Grande Pickem

Historical Standings

2023	Dan	Ethan	Doug	Josh	Matt
Week 1	9	9	6	9	6
2	20	19	18	21	16
3	28	27	30	30	25
4	41	37	45	40	36
5	48	45	50	46	45
6	58	53	58	55	54
7	62	56	63	63	59
8	72	69	73	69	68
9	81	73	80	76	76
10	89	79	87	84	84
11	98	83	97	91	94
12	111	94	106	103	105
13	119	103	112	111	115
14	124	111	119	115	124
15	134	123	127	122	132
16	145	130	136	135	143
17	157	140	147	145	155
18	168	146	154	158	170
19	4	3	3	2	3
20	7	6	6	5	5
21	8	8	6	6	6
22	9	8	7	7	6

2024	Dan	Ethan	Doug	Josh	Matt
Wk 1	11	10	12	7	11
Wk 2	17	16	20	15	21
Wk 3	22	25	25	25	28
Wk 4	30	35	34	31	38
Wk 5	39	41	42	37	45
Wk 6	51	52	54	51	57
Wk 7	63	63	66	65	65
Wk 8	73	73	78	77	76
Wk 9	84	82	89	88	85
Wk 10	94	91	98	97	94
Wk 11	104	100	106	107	104
Wk 12	113	106	114	115	112
Wk 13	127	119	129	129	126
Wk 14	136	123	139	139	133
Wk 15	149	134	152	152	144
Wk 16	161	145	163	163	156
Wk 17	175	156	174	176	168
Wk 18	187	164	185	187	179
WC	3	3	4	4	3
DIV	5	6	6	6	6
CC	6	6	8	7	7
SB	7	7	8	7	8

Group Pickem Breakdown

Grp Picks	4-0			3-1			2-2			1-3		
	W	L	Pct	W	L	Pct	W	L	Pct	W	L	Pct
Dan	102	48	.680	40	26	.606	13	13	.500	10	6	.625
Ethan	102	48	.680	20	28	.417	13	13	.500	8	26	.267
Doug	102	48	.680	43	31	.581	14	12	.538	5	3	.625
Josh	102	48	.680	35	23	.603	12	14	.462	13	11	.565
Grp Picks	4-0			3-1			2-2			1-3		
W	L	Pct	W	L	Pct	W	L	Pct	W	L	Pct	
Denny	92	38	.708	31	13	.705	19	22	.463	17	24	.415
Erick	92	38	.708	47	24	.662	23	18	.561	6	8	.429
Rik	92	38	.708	41	27	.603	18	23	.439	3	14	.176
Todd	92	38	.708	46	26	.639	22	19	.537	4	9	.308

Picks Last Week

Week 17

Away	Home	Dan	Ethan	Doug	Josh
DAL @ WAS	DAL	1	xxx	0	1
DET @ MIN	DET	0	DET	0	0
DEN @ KC	DEN	1	DEN	1	0
SEA @ CAR	SEA	1	SEA	1	1
AZ @ CIN	CIN	1	AZ	0	1
PIT @ CLE	PIT	0	PIT	0	0
JAX @ IND	JAX	1	JAX	1	1
BAL @ GB	GB	0	GB	0	0
TB @ MIA	TB	0	TB	0	0
NE @ NYJ	NE	1	NE	1	1
NO @ TEN	NO	1	TEN	0	1
NYG @ LV	LV	0	NYG	1	1
HOU @ LAC	LAC	0	HOU	1	1
PHI @ BUF	BUF	0	PHI	1	1
CHI @ SF	SF	1	CHI	0	1
LAR @ ATL	LAR	0	LAR	0	0
		8	7	9	10

Away	Home	Denny	Erick	Rik	Todd
DAL @ WAS	xxx	0	DAL	1	1
DET @ MIN	DET	0	DET	0	0
DEN @ KC	DEN	1	DEN	1	1
SEA @ CAR	CAR	0	SEA	1	1
AZ @ CIN	CIN	1	CIN	1	1
PIT @ CLE	PIT	0	PIT	0	0
JAX @ IND	JAX	1	JAX	1	1
BAL @ GB	GB	0	GB	0	0
TB @ MIA	TB	0	TB	0	0
NE @ NYJ	NE	1	NE	1	1
NO @ TEN	TEN	0	NO	1	1
NYG @ LV	NYG	1	NYG	1	1
HOU @ LAC	LAC	0	HOU	1	1
PHI @ BUF	PHI	1	BUF	0	0
CHI @ SF	CHI	0	CHI	0	1
LAR @ ATL	LAR	0	LAR	0	0
		6	9	8	10

Pickem Standings

PREMIER DIVISION

updated: 12/30/2025

Dashboard

Season	Dan	Ethan	Doug	Josh	Div Tot	Spread	Color Key:						
WINS	165.5	143.5	164.5	162.5	636		Lead	Top%	Mid%	Bottom%			
LOSSES	90.5	112.5	91.5	93.5	0				Hm W	Hm L	T		
PCT	.646	.561	.643	.635	.000		NFL Home-Away Record						
Wkly PTS	5.333	2.833	5.166	3.666	0.000		135 120 1						
							gms	Weekly		Running		Totals	
							plyd	Dan	Ethan	Doug	Josh	Div Tot	Spread
WK 1	14	10	10	11	0	16	14	10	10	11	0	0	
WK 2	12	11	12	11	0	16	26	21	22	22	0	0	
WK 3	11	8	9	9	0	16	37	29	31	31	0	0	
WK 4	9.5	8.5	12.5	10.5	0	16	46.5	37.5	43.5	41.5	0	0	
WK 5	5	6	6	4	0	14	51.5	43.5	49.5	45.5	0	0	
WK 6	10	8	10	9	0	15	61.5	51.5	59.5	54.5	0	0	
WK 7	13	8	10	10	0	15	74.5	59.5	69.5	64.5	0	0	
WK 8	8	9	8	7	0	13	82.5	68.5	77.5	71.5	0	0	
WK 9	9	7	9	9	0	14	91.5	75.5	86.5	80.5	0	0	
WK 10	7	10	10	10	0	14	98.5	85.5	96.5	90.5	0	0	
WK 11	10	7	13	12	0	15	108.5	92.5	109.5	102.5	0	0	
WK 12	11	9	12	11	0	14	119.5	101.5	121.5	113.5	0	0	
WK 13	10	9	9	8	0	16	129.5	110.5	130.5	121.5	0	0	
WK 14	7	6	6	9	0	14	136.5	116.5	136.5	130.5	0	0	
WK 15	10	11	9	9	0	16	146.5	127.5	145.5	139.5	0	0	
WK 16	11	9	10	13	0	16	157.5	136.5	155.5	152.5	0	0	
WK 17	8	7	9	10	0	16	165.5	143.5	164.5	162.5	0	0	
WK 18	0	0	0	0	0	0	165.5	143.5	164.5	162.5	0	0	
WC	0	0	0	0	0	0	WC	0	0	0	0	0	
DIV	0	0	0	0	0	0	DIV	0	0	0	0	0	
CC	0	0	0	0	0	0	CC	0	0	0	0	0	
SB	0	0	0	0	0	0	SB	0	0	0	0	0	

Prime Division

updated: 12/30/2025

Dashboard

Season	Denny	Erick	Rik	Todd	Div Tot	Spread	Color Key:		Lead	Top%	Mid%	Bottom%	
WINS	159.5	168.5	154.5	164.5	647						Hm W	Hm L	T
LOSSES	96.5	87.5	101.5	91.5	0		NFL Home-Away Record				134	121	1
PCT	.623	.658	.604	.643	.000								
Wkly PTS	3.750	6.250	2.750	4.250	0.000								

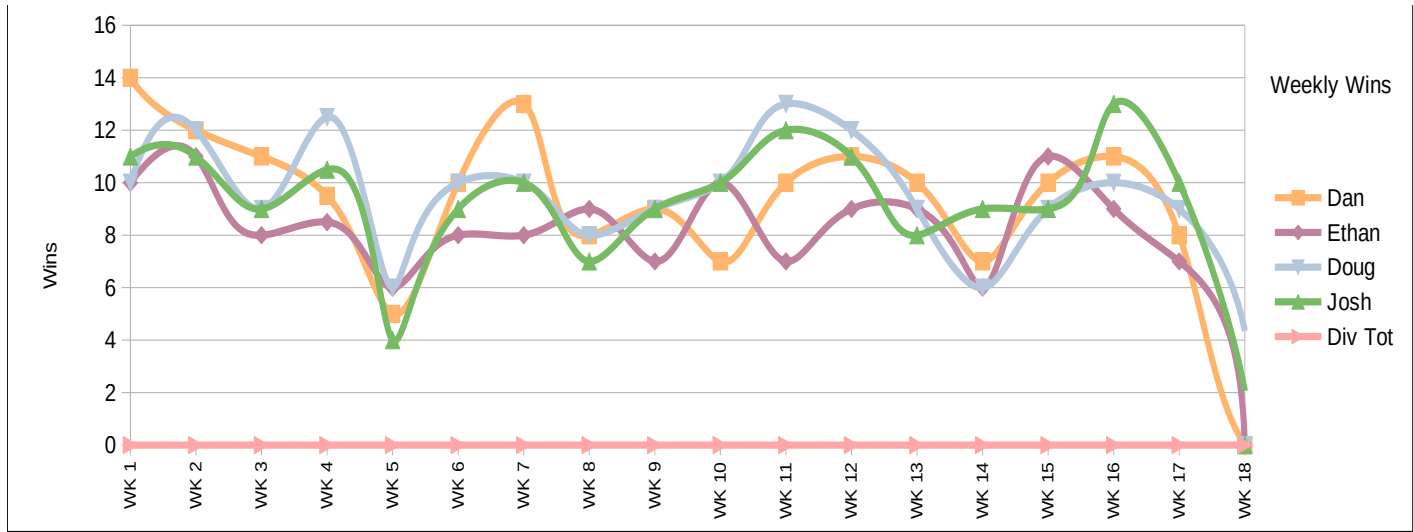
	Weekly Results					gms	plyd	Weekly				Running		Totals	
	Denny	Erick	Rik	Todd	Div Tot			Spread	Denny	Erick	Rik	Todd	Div Tot	Spread	
WK 1	11	13	12	11	0	16	wk 1	11	13	12	11	0			
WK 2	13	14	12	12	0	16	wk 2	24	27	24	23	0			
WK 3	10	9	12	11	0	16	wk 3	34	36	36	34	0			
WK 4	10.5	10.5	5.5	9.5	0	16	wk 4	44.5	46.5	41.5	43.5	0			
WK 5	7	6	6	6	0	14	wk 5	51.5	52.5	47.5	49.5	0			
WK 6	6	11	9	9	0	15	wk 6	57.5	63.5	56.5	58.5	0			
WK 7	11	12	10	12	0	15	wk 7	68.5	75.5	66.5	70.5	0			
WK 8	10	9	7	10	0	13	wk 8	78.5	84.5	73.5	80.5	0			
WK 9	9	6	7	9	0	14	wk 9	87.5	90.5	80.5	89.5	0			
WK 10	10	11	9	8	0	14	wk 10	97.5	101.5	89.5	97.5	0			
WK 11	11	10	9	10	0	15	wk 11	108.5	111.5	98.5	107.5	0			
WK 12	9	11	9	9	0	14	wk 12	117.5	122.5	107.5	116.5	0			
WK 13	9	9	9	9	0	16	wk 13	126.5	131.5	116.5	125.5	0			
WK 14	8	8	9	7	0	14	wk 14	134.5	139.5	125.5	132.5	0			
WK 15	10	10	10	11	0	16	wk 15	144.5	149.5	135.5	143.5	0			
WK 16	9	10	11	11	0	16	wk 16	153.5	159.5	146.5	154.5	0			
WK 17	6	9	8	10	0	16	wk 17	159.5	168.5	154.5	164.5	0			
WK 18	0	0	0	0	0	0	wk 18	159.5	168.5	154.5	164.5	0			
WC	0	0	0	0	0	0	WC	0	0	0	0	0	0	0	
DIV	0	0	0	0	0	0	DIV	0	0	0	0	0	0	0	
CC	0	0	0	0	0	0	CC	0	0	0	0	0	0	0	
SB	0	0	0	0	0	0	SB	0	0	0	0	0	0	0	

Charts

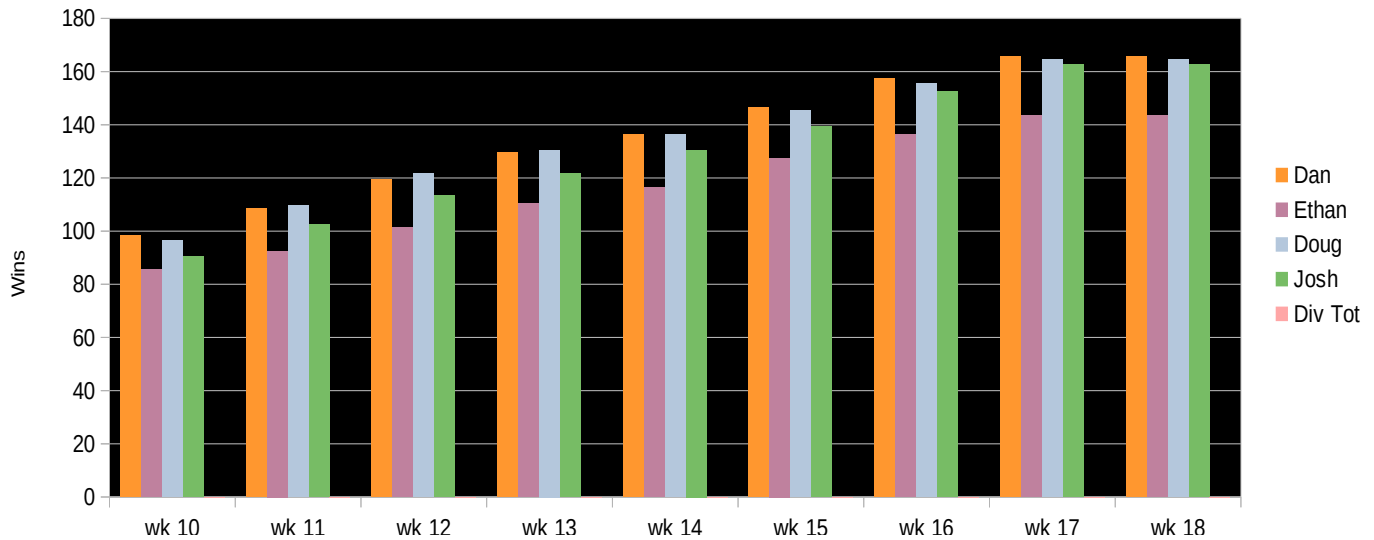
PREMIER DIVISION

updated: 12/30/2025

Dashboard



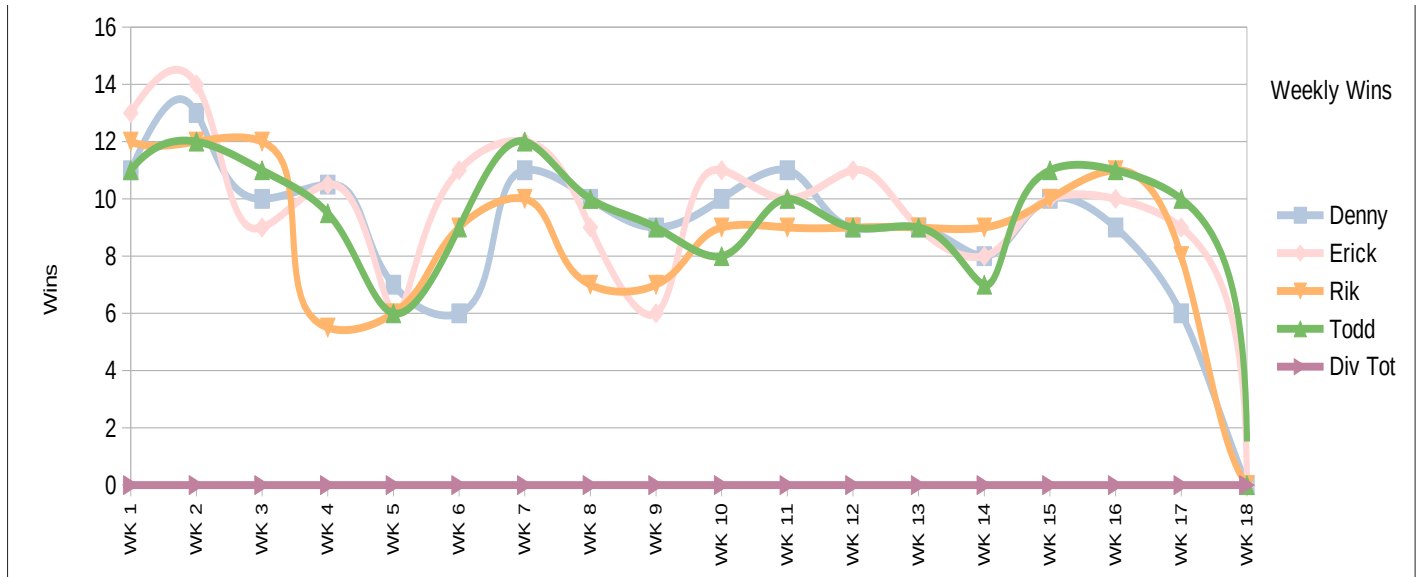
Weekly Running Totals



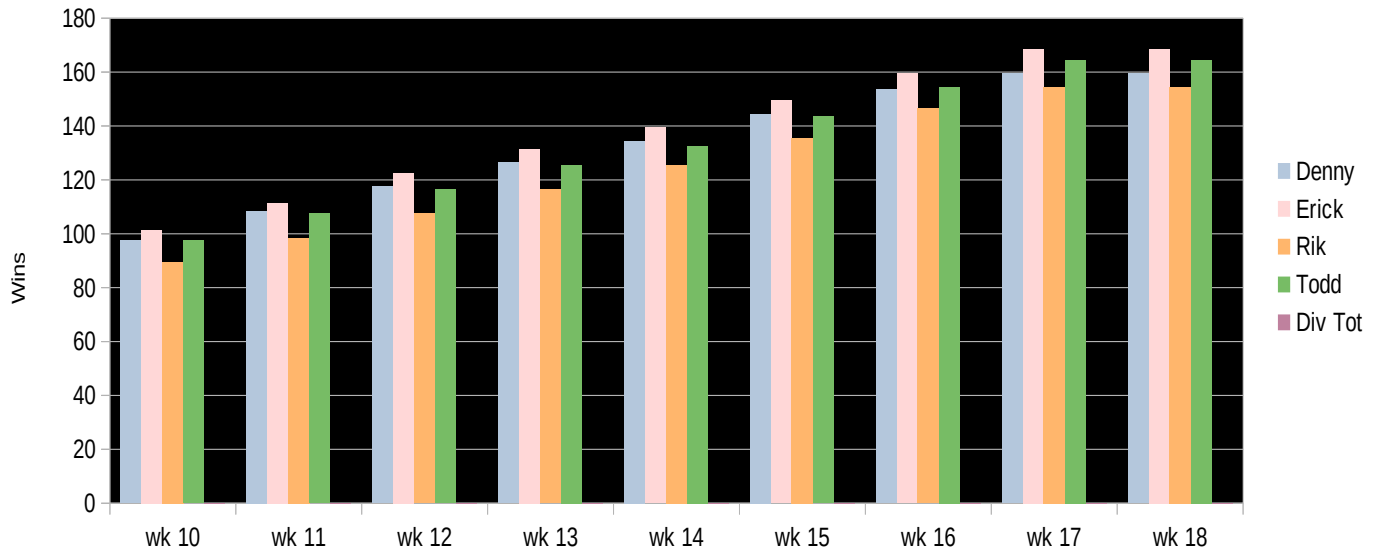
Prime Division

updated: 12/30/2025

Dashboard



Weekly Running Totals



▼ Scores ▼

Matchup	Score	Notes
DAL-WAS	27-20	DAL scored TD's on first 3 possession then held on. WAS 3 rd qtr 72 yd TD run made this a game.
DET-MIN	10-23	DET OFF stymied and TO's lead to defeat. MIN aggressive DEF helped QB Brosmer's 51 pass yds upset Lions.
DEN-KC	20-13	DEN inability to find end zone kept game close. KC 3 rd string QB amassed 139 tot yds.
SEA-CAR	27-10	SEA running game & DEF won game. CAR 139 tot yd offense.
AZ-CIN	14-37	AZ not much going right for the Cardinals. CIN beating up on a bad team.
PIT-CLE	6-13	PIT had many chances to win. CLE defense stole a victory.
JAX-IND	23-17	JAX keeps rolling. IND when a 44 yr old QB is your best option things are bad.
BAL-GB	41-24	BAL QB Huntley started, RB Henry 216 rush yds. GB QB Willis started, DEF not same w/out DE Parsons.
TB-MIA	17-20	TB QB Mayfield 3 TO's but still had a shot at a W. MIA QB Ewers 2 nd start, leaned on running game.
NE-NYJ	42-10	NE easily cruised to a W. NYJ things are looking bleak for HC Aaron Glenn.
NO-TEN	34-26	NO has won 4 games in a row. TEN QB Ward had ups and downs.

<u>NYG-LV</u>	34-10	Battle for the No 1 pick in 2026. And the winner is...
<u>HOU-LAC</u>	20-16	HOU won game in 1 st qtr then hung on. LAC QB Herbert put the team on his back but came up short
<u>PHI-BUF</u>	13-12	PHI shutout in 2 nd half. BUF a blocked xtra point leads to a loss.
<u>CHI-SF</u>	38-42	CHI had a chance to win on last play of game. SF QB Purdy & RB CMC fueled the offense.
<u>LAR-ATL</u>	24-27	LAR QB Stafford 3 INT's. ATL RB Robinson 195 rush yds 2 TD's.

Box Scores



	<u>1</u>	<u>2</u>	<u>3</u>	<u>4</u>	<u>F</u>
DAL	7	17	3	3	30 ^w
WAS	3	7	10	3	23

Quarter	Time	Tm	Detail	DAL	WAS
1	9:42	DAL	Jake Ferguson 6 yard pass from Dak Prescott (Brandon Aubrey kick)	7	0
	4:44	WAS	Jake Moody 29 yard field goal	7	3
2	12:06	DAL	Javonte Williams 4 yard rush (Brandon Aubrey kick)	14	3
	7:00	DAL	KaVontae Turpin 86 yard pass from Dak Prescott (Brandon Aubrey kick)	21	3
3	4:35	WAS	Jacory Croskey-Merritt 10 yard rush (Jake Moody kick)	21	10
	0:19	DAL	Brandon Aubrey 42 yard field goal	24	10
	9:34	WAS	Jacory Croskey-Merritt 72 yard rush (Jake Moody kick)	24	17
4	4:42	DAL	Brandon Aubrey 52 yard field goal	27	17
	0:16	WAS	Jake Moody 23 yard field goal	27	20
	3:59	DAL	Brandon Aubrey 51 yard field goal	30	20
	2:09	WAS	Jake Moody 51 yard field goal	30	23

	DAL	WAS
First Downs	28	17
Rush-Yds-TDs	44-211-1	16-138-2
Cmp-Att-Yd-TD-INT	19-37-307-2-0	15-23-198-0-0
Sacked-Yards	6-38	2-8
Net Pass Yards	269	190
Total Yards	480	328
Fumbles-Lost	0-0	0-0
Turnovers	0	0
Penalties-Yards	11-89	10-71
Third Down Conv.	8-20	1-6
Fourth Down Conv.	6-6	0-0
Time of Possession	38:44	21:16

		Passing	Comp	Att	Yds	TD	Int	QBRat
Dak Prescott	DAL		19	37	307	2	0	97.5
Josh Johnson	WAS		15	23	198	0	0	92.3

		Rushing	Rush	Yds	Avg	Long	TD
Malik Davis	DAL		20	103	5.2	21	0
Javonte Williams	DAL		13	54	4.2	9	1
Jacory Croskey	WAS		11	105	9.5	72	2
Deebo Samuel	WAS		2	25	12.5	29	0

		Receiving	Rec	Yds	Avg	Long	TD	Tgt
KaVontae Turpin	DAL		1	86	86.0	86	1	1
George Pickens	DAL		4	78	19.5	21	0	5
CeeDee Lamb	DAL		5	46	9.2	24	0	10
Deebo Samuel	WAS		2	68	34.0	41	0	4
Terry McLaurin	WAS		5	63	12.6	16	0	7
Ben Sinnott	WAS		3	29	9.7	12	0	4



	<u>1</u>	<u>2</u>	<u>3</u>	<u>4</u>	<u>F</u>
DET	0	7	0	3	10
MIN	7	0	6	10	23 w

Quarter	Time	Tm	Detail	DET	MIN
1	1:35	MIN	Aaron Jones 1 yard rush (Will Reichard kick)	0	7
2	1:05	DET	Isaac TeSlaa 4 yard pass from Jared Goff (Jake Bates kick)	7	7
3	3:03	MIN	Will Reichard 52 yard field goal	7	10
	1:57	MIN	Will Reichard 56 yard field goal	7	13
4	4:39	DET	Jake Bates 48 yard field goal	10	13
	3:43	MIN	Jordan Addison 65 yard rush (Will Reichard kick)	10	20
	1:04	MIN	Will Reichard 42 yard field goal	10	23

	DET	MIN
First Downs	16	11
Rush-Yds-TDs	30-68-0	28-158-2
Cmp-Att-Yd-TD-INT	18-29-197-1-2	9-16-51-0-0
Sacked-Yards	5-34	7-48
Net Pass Yards	163	3
Total Yards	231	161
Fumbles-Lost	4-4	1-0
Turnovers	6	0
Penalties-Yards	5-25	3-20
Third Down Conv.	5-14	3-13
Fourth Down Conv.	2-2	0-0
Time of Possession	32:30	27:30

		Passing	Comp	Att	Yds	TD	Int	QBRat
Jared Goff	DET		18	29	197	1	2	64.9
Max Brosmer	MIN		9	16	51	0	0	62.2

		Rushing	Rush	Yds	Avg	Long	TD
Jahmyr Gibbs	DET		17	41	2.4	8	0
David Montgomery	DET		10	25	2.5	8	0
Jordan Addison	MIN		1	65	65.0	65	1
Aaron Jones	MIN		18	53	2.9	10	1

		Receiving	Rec	Yds	Avg	Long	TD	Tgt
Amon Ra	DET		8	68	8.5	23	0	13
Isaac TeSlaa	DET		3	49	16.3	28	1	4
Jameson Williams	DET		2	37	18.5	22	0	3
Justin Jefferson	MIN		4	30	7.5	10	0	5
Aaron Jones	MIN		3	10	3.3	10	0	4
Josh Oliver	MIN		1	8	8.0	8	0	2



	<u>1</u>	<u>2</u>	<u>3</u>	<u>4</u>	<u>F</u>
DEN	3	3	7	7	20 ^w
KC	0	7	3	3	13

Quarter	Time	Tm	Detail	DEN	KAN
1	6:58	DEN	Wil Lutz 27 yard field goal	3	0
2	12:49	KC	Brashard Smith 5 yard pass from Chris Oladokun (Harrison Butker kick)	3	7
	0:19	DEN	Wil Lutz 30 yard field goal	6	7
3	11:42	KC	Harrison Butker 53 yard field goal	6	10
	1:55	DEN	Bo Nix 9 yard rush (Wil Lutz kick)	13	10
4	8:03	KC	Harrison Butker 47 yard field goal	13	13
	1:45	DEN	RJ Harvey 1 yard pass from Bo Nix (Wil Lutz kick)	20	13

	DEN	KC
First Downs	22	10
Rush-Yds-TDs	32-128-1	19-82-0
Cmp-Att-Yd-TD-INT	26-38-182-1-1	13-22-66-1-0
Sacked-Yards	1-7	1-9
Net Pass Yards	175	57
Total Yards	303	139
Fumbles-Lost	0-0	1-0
Turnovers	1	0
Penalties-Yards	5-57	2-10
Third Down Conv.	11-18	4-11
Fourth Down Conv.	1-1	1-2
Time of Possession	39:28	20:32

		Passing	Comp	Att	Yds	TD	Int	QBRat
Bo Nix	DEN		26	38	182	1	1	76.9
Chris Oladokun	KC		13	22	66	1	0	79.0

		Rushing	Rush	Yds	Avg	Long	TD
RJ Harvey	DEN		14	43	3.1	11	0
Bo Nix	DEN		9	42	4.7	14	1
Kareem Hunt	KC		7	38	5.4	14	0
Isiah Pacheco	KC		9	32	3.6	13	0

		Receiving	Rec	Yds	Avg	Long	TD	Tgt
Courtland Sutton	DEN		4	40	10.0	23	0	10
RJ Harvey	DEN		5	33	6.6	13	1	6
Adam Trautman	DEN		2	24	12.0	13	0	2
Travis Kelce	KC		5	36	7.2	14	0	6
JuJu Smith	KC		3	16	5.3	12	0	3
Marquise Brown	KC		1	7	7.0	7	0	3



	<u>1</u>	<u>2</u>	<u>3</u>	<u>4</u>	<u>F</u>
SEA	3	0	14	10	27 ^W
CAR	0	3	0	7	10

Quarter	Time	Tm	Detail	SEA	CAR
1	3:23	SEA	Jason Myers 48 yard field goal	3	0
2	3:46	CAR	Ryan Fitzgerald 35 yard field goal	3	3
3	8:45	SEA	Zach Charbonnet 2 yard rush (Jason Myers kick)	10	3
	5:32	SEA	AJ Barner 17 yard pass from Sam Darnold (Jason Myers kick)	17	3
4	13:41	CAR	Bryce Young 10 yard rush (Ryan Fitzgerald kick)	17	10
	5:33	SEA	Jason Myers 30 yard field goal	20	10
	2:31	SEA	Zach Charbonnet 1 yard rush (Jason Myers kick)	27	10

	SEA	CAR
First Downs	19	10
Rush-Yds-TDs	36-163-2	26-99-1
Cmp-Att-Yd-TD-INT	18-27-147-1-1	14-24-54-0-1
Sacked-Yards	3-22	2-14
Net Pass Yards	125	40
Total Yards	288	139
Fumbles-Lost	3-1	2-1
Turnovers	2	2
Penalties-Yards	4-40	3-20
Third Down Conv.	9-16	1-11
Fourth Down Conv.	0-1	2-5
Time of Possession	34:18	25:42

		Passing	Comp	Att	Yds	TD	Int	QBRat
Sam Darnold	SEA		18	27	147	1	1	77.2
Bryce Young	CAR		14	24	54	0	1	45.8

		Rushing	Rush	Yds	Avg	Long	TD
Zach Charbonnet	SEA		18	110	6.1	29	2
Kenneth Walker	SEA		15	51	3.4	16	0
Rico Dowdle	CAR		12	59	4.9	11	0
Bryce Young	CAR		9	27	3.0	11	1

		Receiving	Rec	Yds	Avg	Long	TD	Tgt
Jaxon Smith	SEA		9	72	8.0	18	0	12
AJ Barner	SEA		3	43	14.3	17	1	3
Zach Charbonnet	SEA		2	12	6.0	10	0	2
Jalen Coker	CAR		2	16	8.0	8	0	2
Jimmy Horn	CAR		2	9	4.5	7	0	2
Chuba Hubbard	CAR		3	6	2.0	8	0	3



	<u>1</u>	<u>2</u>	<u>3</u>	<u>4</u>	<u>F</u>
AZ	0	7	0	7	14
CIN	7	16	14	0	37 w

Quarter	Time	Tm	Detail	ARI	CIN
1	9:17	CIN	Ja'Marr Chase 13 yard pass from Joe Burrow (Evan McPherson kick)	0	7
2	14:58	CIN	Samaje Perine 1 yard rush (Evan McPherson kick failed)	0	13
	11:44	AZ	Michael Wilson 38 yard pass from Jacoby Brissett (Chad Ryland kick)	7	13
	3:21	CIN	Evan McPherson 57 yard field goal	7	16
	1:15	CIN	Ja'Marr Chase 8 yard pass from Joe Burrow (Evan McPherson kick)	7	23
3	7:33	CIN	Chase Brown 6 yard rush (Evan McPherson kick)	7	30
	1:41	CIN	Chase Brown 1 yard rush (Evan McPherson kick)	7	37
4	1:50	AZ	Trey McBride 18 yard pass from Jacoby Brissett (Chad Ryland kick)	14	37

	AZ	CIN
First Downs	12	29
Rush-Yds-TDs	13-42-0	35-120-3
Cmp-Att-Yd-TD-INT	21-37-212-2-0	27-36-329-2-0
Sacked-Yards	4-21	3-20
Net Pass Yards	191	309
Total Yards	233	429
Fumbles-Lost	0-0	0-0
Turnovers	0	0
Penalties-Yards	6-51	5-38
Third Down Conv.	3-13	10-15
Fourth Down Conv.	3-4	1-1
Time of Possession	19:04	40:56

	Passing	Comp	Att	Yds	TD	Int	QBRat
Jacoby Brissett	AZ	21	37	212	2	0	91.3
Joe Burrow	CIN	24	31	305	2	0	129.1

	Rushing	Rush	Yds	Avg	Long	TD
Michael Carter	AZ	7	29	4.1	11	0
Emari Demercado	AZ	5	11	2.2	4	0
Chase Brown	CIN	22	101	4.6	25	2
Tahj Brooks	CIN	3	10	3.3	5	0

	Receiving	Rec	Yds	Avg	Long	TD	Tgt
Michael Wilson	AZ	5	89	17.8	38	1	10
Trey McBride	AZ	10	76	7.6	18	1	13
Xavier Weaver	AZ	2	24	12.0	23	0	3
Chase Brown	CIN	22	101	4.6	0	25	0
Tahj Brooks	CIN	3	10	3.3	0	5	0
Samaje Perine	CIN	3	5	1.7	0	3	0



	1	2	3	4	F
PIT	0	6	0	0	6
CLE	10	0	0	3	13 w

Quarter	Time	Tm	Detail	PIT	CLE
1	10:48	CLE	Andre Szmyt 50 yard field goal	0	3
	5:11	CLE	Harold Fannin 28 yard pass from Shedeur Sanders (Andre Szmyt kick)	0	10
2	14:54	PIT	Chris Boswell 44 yard field goal	3	10
	0:00	PIT	Chris Boswell 40 yard field goal	6	10
4	1:40	CLE	Andre Szmyt 33 yard field goal	6	13

	PIT	CLE
First Downs	15	11
Rush-Yds-TDs	24-131-0	25-78-0
Cmp-Att-Yd-TD-INT	21-39-168-0-0	17-23-186-1-2
Sacked-Yards	2-8	2-2
Net Pass Yards	160	184
Total Yards	291	262
Fumbles-Lost	3-0	0-0
Turnovers	0	2
Penalties-Yards	4-34	6-45
Third Down Conv.	3-15	4-11
Fourth Down Conv.	0-3	0-1
Time of Possession	30:39	29:21

	Passing	Comp	Att	Yds	TD	Int	QBRat
Aaron Rodgers	PIT	21	39	168	0	0	64.9
Shedeur Sanders	CLE	17	23	186	1	2	75.6

	Rushing	Rush	Yds	Avg	Long	TD
Jaylen Warren	PIT	12	64	5.3	15	0
Kenneth Gainwell	PIT	7	26	3.7	15	0
Dylan Sampson	CLE	11	27	2.5	6	0
Raheim Sanders	CLE	8	21	2.6	6	0

	Receiving	Rec	Yds	Avg	Long	TD	Tgt
Pat Freiermuth	PIT	3	63	21.0	29	0	5
Scott Miller	PIT	3	25	8.3	15	0	7
Marquez Valdes	PIT	3	21	7.0	7	0	9
Jerry Jeudy	CLE	5	54	10.8	15	0	7
Cedric Tillman	CLE	1	42	42.0	42	0	1
Harold Fannin	CLE	2	30	15.0	28	1	2



	<u>1</u>	<u>2</u>	<u>3</u>	<u>4</u>	<u>F</u>
JAX	0	7	10	6	23 ^w
IND	3	7	7	0	17

Quarter	Time	Tm	Detail	JAX	IND
1	11:14	IND	Blake Grupe 33 yard field goal	0	3
2	12:49	IND	Jonathan Taylor 3 yard rush (Blake Grupe kick)	0	10
	5:38	JAX	Trevor Lawrence 4 yard rush (Cam Little kick)	7	10
3	7:26	JAX	Trevor Lawrence 6 yard rush (Cam Little kick)	14	10
	5:58	IND	Mo Alie-Cox 5 yard pass from Philip Rivers (Blake Grupe kick)	14	17
	1:25	JAX	Cam Little 34 yard field goal	17	17
4	6:58	JAX	Cam Little 42 yard field goal	20	17
	0:18	JAX	Cam Little 53 yard field goal	23	17

	JAX	IND
First Downs	21	16
Rush-Yds-TDs	29-121-2	22-69-1
Cmp-Att-Yd-TD-INT	23-37-263-0-1	17-31-147-1-2
Sacked-Yards	2-14	2-12
Net Pass Yards	249	135
Total Yards	370	204
Fumbles-Lost	1-1	0-0
Turnovers	2	2
Penalties-Yards	6-55	5-45
Third Down Conv.	7-14	4-11
Fourth Down Conv.	1-2	0-1
Time of Possession	32:19	27:41

		Passing	Comp	Att	Yds	TD	Int	QBRat
Trevor Lawrence	JAX		23	37	263	0	1	72.2
Philip Rivers	IND		17	30	147	1	1	66.9

		Rushing	Rush	Yds	Avg	Long	TD
Travis Etienne	JAX		17	76	4.5	13	0
Trevor Lawrence	JAX		8	26	3.3	11	2
Jonathan Taylor	IND		21	70	3.3	10	1
Philip Rivers	IND		1	1	1.0	1	0

		Receiving	Rec	Yds	Avg	Long	TD	Tgt
Parker Washington	JAX		8	115	14.4	37	0	10
Brenton Strange	JAX		3	54	18.0	20	0	5
Jakobi Meyers	JAX		6	39	6.5	9	0	9
Tyler Warren	IND		5	43	8.6	14	0	5
Josh Downs	IND		2	34	17.0	18	0	5
Mo Alie	IND		3	20	6.7	8	1	3



	1	2	3	4	F
BAL	7	20	0	14	41 ^W
GB	7	7	10	0	24

Quarter	Time	Tm	Detail	BAL	GNB
1	6:55	BAL	Derrick Henry 3 yard rush (Tyler Loop kick)	7	0
	5:44	GB	Christian Watson 39 yard pass from Malik Willis (Brandon McManus kick)	7	7
2	13:13	BAL	Derrick Henry 1 yard rush (Tyler Loop kick)	14	7
	7:10	BAL	Tyler Loop 22 yard field goal	17	7
	3:36	BAL	Tyler Loop 34 yard field goal	20	7
	1:24	GB	Malik Willis 22 yard rush (Brandon McManus kick)	20	14
	0:10	BAL	Derrick Henry 3 yard rush (Tyler Loop kick)	27	14
3	9:10	GB	Brandon McManus 24 yard field goal	27	17
	2:02	GB	Malik Willis 11 yard rush (Brandon McManus kick)	27	24
4	10:10	BAL	Zay Flowers 10 yard pass from Tyler Huntley (Tyler Loop kick)	34	24
	1:56	BAL	Derrick Henry 25 yard rush (Tyler Loop kick)	41	24

	BAL	GB
First Downs	30	18
Rush-Yds-TDs	53-307-4	17-79-2
Cmp-Att-Yd-TD-INT	16-20-107-1-0	19-25-296-1-1
Sacked-Yards	1-0	2-12
Net Pass Yards	107	284
Total Yards	414	363
Fumbles-Lost	0-0	1-1
Turnovers	0	2
Penalties-Yards	6-45	5-38
Third Down Conv.	10-14	3-6
Fourth Down Conv.	0-0	0-2
Time of Possession	40:16	19:44

	Passing	Comp	Att	Yds	TD	Int	QBRat
Tyler Huntley	BAL	16	20	107	1	0	105.6
Malik Willis	GB	18	21	288	1	0	134.6

	Rushing	Rush	Yds	Avg	Long	TD
Derrick Henry	BAL	36	216	6.0	30	4
Tyler Huntley	BAL	8	60	7.5	25	0
Malik Willis	GB	9	60	6.7	12	2
Emanuel Wilson	GB	3	16	5.3	6	0

	Receiving	Rec	Yds	Avg	Long	TD	Tgt
Zay Flowers	BAL	4	30	7.5	13	1	5
Mark Andrews	BAL	4	28	7.0	9	0	4
Isaiah Likely	BAL	3	27	9.0	11	0	3
Christian Watson	GB	5	113	22.6	39	1	6
Romeo Doubs	GB	3	62	20.7	40	0	3
Jayden Reed	GB	4	41	10.3	30	0	4



	<u>1</u>	<u>2</u>	<u>3</u>	<u>4</u>	<u>F</u>
TB	7	0	3	7	17
MIA	7	10	0	3	20 w

Quarter	Time	Tm	Detail	TAM	MIA
1	5:27	TB	Chris Godwin 5 yard pass from Baker Mayfield (Chase McLaughlin kick)	7	0
	4:29	MIA	Theo Wease 63 yard pass from Quinn Ewers (Riley Patterson kick)	7	7
2	8:18	MIA	Riley Patterson 29 yard field goal	7	10
	1:43	MIA	Greg Dulcich 11 yard pass from Quinn Ewers (Riley Patterson kick)	7	17
3	3:49	TB	Chase McLaughlin 33 yard field goal	10	17
4	14:15	MIA	Riley Patterson 31 yard field goal	10	20
	0:50	TB	Mike Evans 4 yard pass from Baker Mayfield (Chase McLaughlin kick)	17	20

	TB	MIA
First Downs	21	13
Rush-Yds-TDs	16-53-0	30-145-0
Cmp-Att-Yd-TD-INT	33-44-346-2-2	14-22-172-2-0
Sacked-Yards	3-19	2-19
Net Pass Yards	327	153
Total Yards	380	298
Fumbles-Lost	2-1	1-0
Turnovers	3	0
Penalties-Yards	5-45	10-77
Third Down Conv.	6-13	4-12
Fourth Down Conv.	2-2	0-0
Time of Possession	32:06	27:54

	Passing	Comp	Att	Yds	TD	Int	QBRat
Baker Mayfield	TB	33	44	346	2	2	93.6
Quinn Ewers	MIA	14	22	172	2	0	118.0

	Rushing	Rush	Yds	Avg	Long	TD
Bucky Irving	TB	9	19	2.1	12	0
Baker Mayfield	TB	3	16	5.3	11	0
De'Von Achane	MIA	18	83	4.6	18	0
Jaylen Wright	MIA	5	56	11.2	32	0

	Receiving	Rec	Yds	Avg	Long	TD	Tgt
Jalen McMillan	TB	7	114	16.3	33	0	9
Chris Godwin	TB	7	108	15.4	59	1	8
Cade Otton	TB	4	33	8.3	13	0	4
Theo Wease	MIA	1	63	63.0	63	1	1
Greg Dulcich	MIA	5	58	11.6	23	1	6
De'Von Achane	MIA	3	29	9.7	20	0	3



	<u>1</u>	<u>2</u>	<u>3</u>	<u>4</u>	<u>F</u>
NE	14	21	7	0	42 ^w
NYJ	0	3	0	7	10

Quarter	Time	Tm	Detail	NWE	NYJ
1	10:42	NE	Austin Hooper 2 yard pass from Drake Maye (Andres Borregales kick)	7	0
	5:06	NE	Rhamondre Stevenson 1 yard rush (Andres Borregales kick)	14	0
2	14:55	NE	Rhamondre Stevenson 22 yard pass from Maye (Borregales kick)	21	0
	9:56	NYJ	Nick Folk 39 yard field goal	21	3
	3:01	NE	Stefon Diggs 3 yard pass from Drake Maye (Andres Borregales kick)	28	3
	0:31	NE	Hunter Henry 13 yard pass from Drake Maye (Andres Borregales kick)	35	3
3	8:16	NE	Efton Chism 10 yard pass from Drake Maye (Andres Borregales kick)	42	3
4	14:51	NYJ	Breece Hall 59 yard rush (Nick Folk kick)	42	10

	NE	NYJ
First Downs	28	14
Rush-Yds-TDs	36-155-1	28-164-1
Cmp-Att-Yd-TD-INT	22-25-286-5-0	20-34-155-0-1
Sacked-Yards	1-1	1-12
Net Pass Yards	285	143
Total Yards	440	307
Fumbles-Lost	0-0	1-0
Turnovers	0	1
Penalties-Yards	2-20	5-53
Third Down Conv.	4-9	5-16
Fourth Down Conv.	2-2	2-6
Time of Possession	31:55	28:05

	Passing	Comp	Att	Yds	TD	Int	QBRat
Drake Maye	NE	19	21	256	5	0	157.0
Brady Cook	NYJ	19	33	152	0	1	56.6

	Rushing	Rush	Yds	Avg	Long	TD
TreVeyon Henderson	NE	19	82	4.3	17	0
Rhamondre Stevenson	NE	8	47	5.9	24	1
Breece Hall	NYJ	14	111	7.9	19	1
Kene Nwangwu	NYJ	6	31	5.2	16	0

	Receiving	Rec	Yds	Avg	Long	TD	Tgt
Stefon Diggs	NE	6	101	16.8	31	1	6
Rhamondre Stevenson	NE	5	55	11.0	22	1	5
Hunter Henry	NE	3	49	16.3	23	1	3
John Metchie	NYJ	3	41	13.7	18	0	3
Isaiah Williams	NYJ	4	30	7.5	10	0	5
Adonai Mitchell	NYJ	3	22	7.3	8	0	9



	<u>1</u>	<u>2</u>	<u>3</u>	<u>4</u>	<u>F</u>
NO	0	10	10	14	34 ^w
TEN	6	14	3	3	26

Quarter	Time	Tm	Detail	NOR	TEN
1	9:10	TEN	Joey Slye 50 yard field goal	0	3
	4:31	TEN	Joey Slye 38 yard field goal	0	6
2	12:57	TEN	Chigoziem Okonkwo 43 yard pass from Cam Ward (Joey Slye kick)	0	13
	5:53	NO	Charlie Smyth 56 yard field goal	3	13
	3:51	NO	Chase Young 33 yard fumble return (Charlie Smyth kick)	10	13
	0:16	TEN	Elic Ayomanor 7 yard pass from Cam Ward (Joey Slye kick)	10	20
3	10:39	NO	Chris Olave 19 yard pass from Tyler Shough (Charlie Smyth kick)	17	20
	7:20	TEN	Joey Slye 28 yard field goal	17	23
	1:51	NO	Charlie Smyth 57 yard field goal	20	23
4	12:50	TEN	Joey Slye 58 yard field goal	20	26
	6:26	NO	Kevin Austin 10 yard pass from Tyler Shough (Charlie Smyth kick)	27	26
	3:54	NO	Audric Estime 32 yard rush (Charlie Smyth kick)	34	26

	NO	TEN
First Downs	16	18
Rush-Yds-TDs	23-103-1	28-108-0
Cmp-Att-Yd-TD-INT	22-27-333-2-0	21-40-251-2-0
Sacked-Yards	2-13	4-23
Net Pass Yards	320	228
Total Yards	423	336
Fumbles-Lost	2-1	2-1
Turnovers	1	1
Penalties-Yards	6-84	4-35
Third Down Conv.	5-11	5-15
Fourth Down Conv.	0-0	2-3
Time of Possession	28:19	31:41

	Passing	Comp	Att	Yds	TD	Int	QBRat
Tyler Shough	NO	22	27	333	2	0	142.7
Cam Ward	TEN	21	40	251	2	0	88.6

	Rushing	Rush	Yds	Avg	Long	TD
Audric Estime	NO	14	94	6.7	12	1
Tyler Shough	NO	4	6	1.5	7	0
Tony Pollard	TEN	18	85	4.7	25	0
Cam Ward	TEN	2	10	5.0	5	0

	Receiving	Rec	Yds	Avg	Long	TD	Tgt
Chris Olave	NO	8	119	14.9	60	1	11
Juwan Johnson	NO	4	95	23.8	39	0	4
Dante Pettis	NO	3	53	17.7	32	0	4
Chig Okonkwo	TEN	3	55	18.3	43	1	7
Chimere Dike	TEN	4	55	13.8	38	0	5
Van Jefferson	TEN	3	46	15.3	27	0	3



	<u>1</u>	<u>2</u>	<u>3</u>	<u>4</u>	<u>F</u>
NYG	7	10	10	7	34 ^w
LV	0	3	7	0	10

Quarter	Time	Tm	Detail	NYG	LVR
1	0:00	NYG	Devin Singletary 1 yard rush (Ben Sauls kick)	7	0
2	9:41	LV	Daniel Carlson 42 yard field goal	7	3
	5:56	NYG	Jaxson Dart 12 yard rush (Ben Sauls kick)	14	3
	0:00	NYG	Ben Sauls 32 yard field goal	17	3
3	7:17	NYG	Ben Sauls 23 yard field goal	20	3
	0:31	LV	Tyler Lockett 4 yard pass from Geno Smith (Daniel Carlson kick)	20	10
	0:18	NYG	Deonte Banks 95 yard kickoff return (Ben Sauls kick)	27	10
4	3:40	NYG	Jaxson Dart 2 yard rush (Ben Sauls kick)	34	10

	NYG	LV
First Downs	22	14
Rush-Yds-TDs	31-155-3	20-63-0
Cmp-Att-Yd-TD-INT	22-30-207-0-0	22-30-192-1-2
Sacked-Yards	2-19	4-24
Net Pass Yards	188	168
Total Yards	343	231
Fumbles-Lost	0-0	0-0
Turnovers	0	2
Penalties-Yards	8-58	5-41
Third Down Conv.	6-13	3-13
Fourth Down Conv.	1-1	4-5
Time of Possession	30:48	29:12

	Passing	Comp	Att	Yds	TD	Int	QBRat
Jaxson Dart	NYG	22	30	207	0	0	91.9
Geno Smith	LV	20	28	176	1	2	69.9

	Rushing	Rush	Yds	Avg	Long	TD
Tyrone Tracy	NYG	14	62	4.4	23	0
Jaxson Dart	NYG	9	48	5.3	17	2
Ashton Jeanty	LV	16	60	3.8	24	0
Zamir White	LV	1	2	2.0	2	0

	Receiving	Rec	Yds	Avg	Long	TD	Tgt
Wan'Dale Robinson	NYG	11	113	10.3	36	0	14
Darius Slayton	NYG	2	36	18.0	21	0	3
Devin Singletary	NYG	4	25	6.3	12	0	4
Michael Mayer	LV	9	89	9.9	19	0	10
Tre Tucker	LV	5	49	9.8	26	0	6
Shedrick Jackson	LV	2	20	10.0	11	0	3



	<u>1</u>	<u>2</u>	<u>3</u>	<u>4</u>	<u>F</u>
HOU	14	0	3	3	20 ^w
LAC	0	3	7	6	16

Quarter	Time	Tm	Detail	HOU	LAC
1	13:20	HOU	Jayden Higgins 75 yard pass from C.J. Stroud (Ka'imi Fairbairn kick)	7	0
	9:17	HOU	Jaylin Noel 43 yard pass from C.J. Stroud (Ka'imi Fairbairn kick)	14	0
2	6:10	LAC	Cameron Dicker 27 yard field goal	14	3
3	6:04	HOU	Ka'imi Fairbairn 41 yard field goal	17	3
	0:13	LAC	Oronde Gadsden II 1 yard pass from Justin Herbert (Dicker kick)	17	10
4	6:29	HOU	Ka'imi Fairbairn 44 yard field goal	20	10
	3:37	LAC	Omarion Hampton 5 yard rush (Cameron Dicker kick failed)	20	16

	HOU	LAC
First Downs	16	16
Rush-Yds-TDs	34-118-0	22-74-1
Cmp-Att-Yd-TD-INT	16-28-244-2-2	21-32-236-1-1
Sacked-Yards	0-0	5-35
Net Pass Yards	244	201
Total Yards	362	275
Fumbles-Lost	1-0	2-0
Turnovers	2	1
Penalties-Yards	8-70	3-25
Third Down Conv.	3-11	6-15
Fourth Down Conv.	0-0	0-0
Time of Possession	30:21	29:39

		Passing	Comp	Att	Yds	TD	Int	QBRat
C.J. Stroud	HOU		16	28	244	2	2	80.1
Justin Herbert	LAC		21	32	236	1	1	84.9

		Rushing	Rush	Yds	Avg	Long	TD
Woody Marks	HOU		19	71	3.7	19	0
Jawhar Jordan	HOU		8	36	4.5	10	0
Justin Herbert	LAC		6	37	6.2	28	0
Omarion Hampton	LAC		14	29	2.1	5	1

		Receiving	Rec	Yds	Avg	Long	TD	Tgt
Jayden Higgins	HOU		2	88	44.0	75	1	4
Nico Collins	HOU		3	57	19.0	23	0	4
Jaylin Noel	HOU		3	54	18.0	43	1	4
Quentin Johnston	LAC		5	98	19.6	60	0	8
Oronde Gadsden	LAC		3	32	10.7	25	1	6
Ladd McConkey	LAC		1	31	31.0	31	0	2



	<u>1</u>	<u>2</u>	<u>3</u>	<u>4</u>	<u>F</u>
PHI	7	6	0	0	13 ^w
BUF	0	0	0	12	12

Quarter	Time	Tm	Detail	PHI	BUF
1	0:35	PHI	Dallas Goedert 1 yard pass from Jalen Hurts (Jake Elliott kick)	7	0
2	5:03	PHI	Jake Elliott 47 yard field goal	10	0
	0:08	PHI	Jake Elliott 28 yard field goal	13	0
4	5:11	BUF	Josh Allen 2 yard rush (Michael Badgley kick failed)	13	6
	0:05	BUF	Josh Allen 1 yard rush (pass failed)	13	12

	PHI	BUF
First Downs	11	20
Rush-Yds-TDs	26-82-0	33-120-2
Cmp-Att-Yd-TD-INT	13-27-110-1-0	23-35-262-0-0
Sacked-Yards	1-2	5-51
Net Pass Yards	108	211
Total Yards	190	331
Fumbles-Lost	0-0	2-1
Turnovers	0	1
Penalties-Yards	3-36	4-40
Third Down Conv.	3-13	6-15
Fourth Down Conv.	0-0	2-3
Time of Possession	24:45	35:15

		Passing	Comp	Att	Yds	TD	Int	QBRat
Jalen Hurts	PHI		13	27	110	1	0	71.5
Josh Allen	BUF		23	35	262	0	0	88.0

		Rushing	Rush	Yds	Avg	Long	TD
Saquon Barkley	PHI		19	68	3.6	16	0
Tank Bigsby	PHI		2	7	3.5	5	0
James Cook	BUF		20	74	3.7	10	0
Josh Allen	BUF		7	27	3.9	17	2

		Receiving	Rec	Yds	Avg	Long	TD	Tgt
A.J. Brown	PHI		5	68	13.6	27	0	7
DeVonta Smith	PHI		2	25	12.5	14	0	5
Dallas Goedert	PHI		3	8	2.7	4	1	6
Brandin Cooks	BUF		4	101	25.3	50	0	6
Tyrell Shavers	BUF		2	36	18.0	32	0	3
Khalil Shakir	BUF		6	35	5.8	13	0	7



	<u>1</u>	<u>2</u>	<u>3</u>	<u>4</u>	<u>F</u>
CHI	14	7	7	10	38
SF	14	14	7	7	42 w

Quarter	Time	Tm	Detail	CHI	SFO
1	14:45	CHI	T.J. Edwards 34 yard interception return (Cairo Santos kick)	7	0
	10:57	SF	Jake Tonges 1 yard pass from Brock Purdy (Eddy Piñeiro kick)	7	7
	4:52	SF	Brock Purdy 10 yard rush (Eddy Piñeiro kick)	7	14
2	2:58	CHI	Luther Burden 35 yard pass from Caleb Williams (Cairo Santos kick)	14	14
	13:44	SF	Christian McCaffrey 5 yard rush (Eddy Piñeiro kick)	14	21
	12:20	CHI	Colston Loveland 36 yard pass from Caleb Williams (Cairo Santos kick)	21	21
3	3:23	SF	Brock Purdy 3 yard rush (Eddy Piñeiro kick)	21	28
	9:51	CHI	D'Andre Swift 2 yard rush (Cairo Santos kick)	28	28
	4:52	SF	Kyle Juszczyk 6 yard pass from Brock Purdy (Eddy Piñeiro kick)	28	35
4	14:54	CHI	D'Andre Swift 22 yard rush (Cairo Santos kick)	35	35
	5:22	CHI	Cairo Santos 29 yard field goal	38	35
	2:15	SF	Jauan Jennings 38 yard pass from Brock Purdy (Eddy Piñeiro kick)	38	42

	CHI	SF
First Downs	26	32
Rush-Yds-TDs	22-110-2	34-200-3
Cmp-Att-Yd-TD-INT	25-42-330-2-0	24-33-303-3-1
Sacked-Yards	0-0	1-7
Net Pass Yards	330	296
Total Yards	440	496
Fumbles-Lost	0-0	0-0
Turnovers	0	1
Penalties-Yards	7-39	5-55
Third Down Conv.	6-12	7-10
Fourth Down Conv.	2-2	1-1
Time of Possession	26:27	33:33

		Passing	Comp	Att	Yds	TD	Int	QBRat
Caleb Williams	CHI		25	42	330	2	0	100.3
Brock Purdy	SF		24	33	303	3	1	118.6

		Rushing	Rush	Yds	Avg	Long	TD
D'Andre Swift	CHI		9	54	6.0	9	2
Kyle Monangai	CHI		8	38	4.8	18	0
Christian McCaffrey	SF		23	140	6.1	41	1
Brock Purdy	SF		6	28	4.7	5	2

		Receiving	Rec	Yds	Avg	Long	TD	Tgt
Luther Burden	CHI		8	138	17.3	35	1	9
Colston Loveland	CHI		6	94	15.7	36	1	10
Jahdae Walker	CHI		2	30	15.0	19	0	4
Ricky Pearsall	SF		5	85	17.0	30	0	8
Jake Tonges	SF		7	60	8.6	18	1	9
Jauan Jennings	SF		2	42	21.0	38	1	4



	<u>1</u>	<u>2</u>	<u>3</u>	<u>4</u>	<u>F</u>
LAR	0	0	17	7	24
ATL	7	14	3	3	27 w

Quarter	Time	Tm	Detail	LAR	ATL
1	6:16	ATL	Bijan Robinson 4 yard pass from Kirk Cousins (Zane Gonzalez kick)	0	7
2	8:30	ATL	Jessie Bates III 34 yard interception return (Zane Gonzalez kick)	0	14
	1:28	ATL	Bijan Robinson 93 yard rush (Zane Gonzalez kick)	0	21
3	11:08	LAR	Harrison Mevis 35 yard field goal	3	21
	7:46	ATL	Zane Gonzalez 56 yard field goal	3	24
	5:06	LAR	Terrance Ferguson 27 yard pass from Stafford (Harrison Mevis kick)	10	24
	0:31	LAR	Jared Verse 73 yard blocked field goal return (Harrison Mevis kick)	17	24
4	2:52	LAR	Puka Nacua 11 yard pass from Matthew Stafford (Harrison Mevis kick)	24	24
	0:21	ATL	Zane Gonzalez 51 yard field goal	24	27

	LAR	ATL
First Downs	16	15
Rush-Yds-TDs	20-115-0	33-219-1
Cmp-Att-Yd-TD-INT	22-38-269-2-3	13-20-126-1-0
Sacked-Yards	3-21	0-0
Net Pass Yards	248	126
Total Yards	363	345
Fumbles-Lost	0-0	0-0
Turnovers	3	0
Penalties-Yards	4-35	7-42
Third Down Conv.	5-13	5-13
Fourth Down Conv.	1-4	0-0
Time of Possession	30:15	29:45

	Passing	Comp	Att	Yds	TD	Int	QBRat
Matthew Stafford	LAR	22	38	269	2	3	64.5
Kirk Cousins	ATL	13	20	126	1	0	99.2

	Rushing	Rush	Yds	Avg	Long	TD
Kyren Williams	LAR	13	92	7.1	22	0
Blake Corum	LAR	6	18	3.0	5	0
Bijan Robinson	ATL	22	195	8.9	31	1
Tyler Allgeier	ATL	10	23	2.3	6	0

	Receiving	Rec	Yds	Avg	Long	TD	Tgt
Xavier Smith	LAR	4	67	16.8	36	0	6
Terrance Ferguson	LAR	2	54	27.0	27	1	4
Colby Parkinson	LAR	6	53	8.8	16	0	7
David Sills	ATL	3	37	12.3	20	0	4
Darnell Mooney	ATL	2	35	17.5	22	0	3
Bijan Robinson	ATL	5	34	6.8	11	1	8

Schedule

Week 18

Notes	Away	@	Home	Notes
4 gm win strk	NO	@	ATL	3 gm win strk
4 gm losing strk	NYJ	@	BUF	
3 gm losing strk	DET	@	CHI	
	CLE	@	CIN	
	LAC	@	DEN	
6 gm losing strk	IND	@	HOU	8 gm win strk
	TEN	@	JAX	7 gm win strk
3 gm losing strk	GB	@	MIN	4 gm win strk
	MIA	@	NE	
	DAL	@	NYG	
	WAS	@	PHI	3 gm win strk
	BAL	@	PIT	
5 gm losing strk	KC	@	LV	10 gm losing strk
8 gm losing strk	AZ	@	LAR	
6 gm win strk	SEA	@	SF	6 gm win strk
	CAR	@	TB	4 gm losing strk

Standings

EAST	W	L	T	PCT	PF	PA	Net	Home	Road	Div	Pct	Conf	Pct	Non-Conf	Strk	Last 5
NE - z	13	3	0	.813	452	310	142	5 3 0	8 0 0	4 1 0	.800	8 3 0	.727	5 0 0	2W	4 1 0
BUF -x	11	5	0	.688	446	357	89	6 2 0	5 3 0	3 2 0	.600	8 3 0	.727	3 2 0	1L	4 1 0
MIA	7	9	0	.438	337	386	-49	5 4 0	2 5 0	3 2 0	.600	3 8 0	.273	4 1 0	1W	3 2 0
NYJ	3	13	0	.188	292	468	-176	2 7 0	1 6 0	0 5 0	.000	2 9 0	.182	1 4 0	4L	1 4 0
NORTH	W	L	T	PCT	PF	PA	Net	Home	Road	Div	Pct	Conf	Pct	Non-Conf	Strk	Last 5
PIT	9	7	0	.563	371	363	8	5 3 0	4 4 0	3 2 0	.600	7 4 0	.636	2 3 0	1L	3 2 0
BAL	8	8	0	.500	400	372	28	3 6 0	5 2 0	3 2 0	.600	5 6 0	.455	3 2 0	1W	2 3 0
CIN	6	10	0	.375	396	472	-76	3 5 0	3 5 0	3 2 0	.600	5 6 0	.455	1 4 0	2W	3 2 0
CLE	4	12	0	.250	259	361	-102	3 6 0	1 6 0	1 4 0	.200	3 8 0	.273	1 4 0	1W	1 4 0
SOUTH	W	L	T	PCT	PF	PA	Net	Home	Road	Div	Pct	Conf	Pct	Non-Conf	Strk	Last 5
JAX -x	12	4	0	.750	433	329	104	6 2 0	6 2 0	4 1 0	.800	9 2 0	.818	3 2 0	7W	5 0 0
HOU -x	11	5	0	.688	366	265	101	6 2 0	5 3 0	4 1 0	.800	9 2 0	.818	2 3 0	8W	5 0 0
IND	8	8	0	.500	436	374	62	6 3 0	2 5 0	2 3 0	.400	6 5 0	.545	2 3 0	6L	0 5 0
TEN	3	13	0	.188	277	437	-160	1 8 0	2 5 0	0 5 0	.000	2 9 0	.182	1 4 0	1L	2 3 0
WEST	W	L	T	PCT	PF	PA	Net	Home	Road	Div	Pct	Conf	Pct	Non-Conf	Strk	Last 5
DEN -z	13	3	0	.813	382	308	74	7 1 0	6 2 0	4 1 0	.800	8 3 0	.727	5 0 0	1W	4 1 0
LAC -x	11	5	0	.688	365	321	44	6 3 0	5 2 0	5 0 0	1.000	8 3 0	.727	3 2 0	1L	4 1 0
KC	6	10	0	.375	350	314	36	5 4 0	1 6 0	1 4 0	.200	3 8 0	.273	3 2 0	5L	0 5 0
LV	2	14	0	.125	227	420	-193	1 7 0	1 7 0	0 5 0	.000	2 9 0	.182	0 5 0	10L	0 5 0
EAST	W	L	T	PCT	PF	PA	Net	Home	Road	Div	Pct	Conf	Pct	Non-Conf	Strk	Last 5
PHI -z	11	5	0	.688	362	301	61	5 2 0	6 3 0	3 2 0	.600	8 3 0	.727	3 2 0	3W	3 2 0
DAL	7	8	1	.469	454	477	-23	4 3 1	3 5 0	4 1 0	.800	4 6 1	.409	3 2 0	1W	2 3 0
WAS	4	12	0	.250	332	434	-102	2 6 0	2 6 0	2 3 0	.400	2 9 0	.182	2 3 0	2L	1 4 0
NYG	3	13	0	.188	347	422	-75	2 5 0	1 8 0	1 4 0	.200	1 10 0	.091	2 3 0	1W	1 4 0
NORTH	W	L	T	PCT	PF	PA	Net	Home	Road	Div	Pct	Conf	Pct	Non-Conf	Strk	Last 5
CHI -z	11	5	0	.688	425	396	29	6 1 0	5 4 0	2 3 0	.400	7 4 0	.636	4 1 0	1L	3 2 0
GB -x	9	6	1	.594	388	344	44	5 3 0	4 3 1	4 1 0	.800	7 3 1	.682	2 3 0	3L	2 3 0
MIN	8	8	0	.500	328	330	-2	3 4 0	5 4 0	3 2 0	.600	6 5 0	.545	2 3 0	4W	4 1 0
DET	8	8	0	.500	462	397	65	5 3 0	3 5 0	1 4 0	.200	5 6 0	.455	3 2 0	3L	1 4 0
SOUTH	W	L	T	PCT	PF	PA	Net	Home	Road	Div	Pct	Conf	Pct	Non-Conf	Strk	Last 5
CAR	8	8	0	.500	297	364	-67	5 3 0	3 5 0	3 2 0	.600	6 5 0	.545	2 3 0	1L	2 3 0
TB	7	9	0	.438	364	397	-33	3 4 0	4 5 0	2 3 0	.400	5 6 0	.455	2 3 0	4L	1 4 0
ATL	7	9	0	.438	334	384	-50	3 4 0	4 5 0	2 3 0	.400	6 5 0	.545	1 4 0	3W	3 2 0
NO	6	10	0	.375	289	364	-75	3 5 0	3 5 0	3 2 0	.600	4 7 0	.364	2 3 0	4W	4 1 0
WEST	W	L	T	PCT	PF	PA	Net	Home	Road	Div	Pct	Conf	Pct	Non-Conf	Strk	Last 5
SEA -x	13	3	0	.813	470	289	181	6 2 0	7 1 0	3 2 0	.600	8 3 0	.727	5 0 0	6W	5 0 0
SF -x	12	4	0	.750	434	358	76	5 2 0	7 2 0	4 1 0	.800	9 2 0	.818	3 2 0	6W	5 0 0
LAR -x	11	5	0	.688	481	326	155	6 1 0	5 4 0	3 2 0	.600	6 5 0	.545	5 0 0	2L	2 3 0
AZ	3	13	0	.188	335	451	-116	1 7 0	2 6 0	0 5 0	.000	3 8 0	.273	0 5 0	8L	0 5 0

x=Clinched Playoffs y=Wildcard z=Div Champ *=Home Field

Team Offense

Yards

Rk	Off	G	Yds/Gm	PF	Avg	Yds	TO	PassYds	TD	Int	RushYds	TD	Y/A	Pen	Yds
1	DAL	16	398.6	454	28.4	6377	19	4384	31	11	1993	16	4.6	124	1042
2	LAR	16	394.6	481	30.1	6314	15	4305	42	8	2009	17	4.6	71	553
3	CHI	16	375.8	425	26.6	6012	10	3621	26	6	2391	19	4.9	116	945
4	NE	16	374.5	452	28.3	5992	16	4044	30	8	1948	18	4.2	95	802
5	BUF	16	370.4	446	27.9	5927	19	3424	25	10	2503	29	5.0	98	820
6	DET	16	369.4	462	28.9	5911	14	3992	34	7	1919	21	4.6	98	683
7	SF	16	362.6	434	27.1	5801	21	4037	33	15	1764	15	3.8	80	620
8	SEA	16	350.8	470	29.4	5612	28	3696	25	15	1916	18	4.1	95	768
9	DEN	16	349.1	382	23.9	5585	17	3683	25	11	1902	18	4.5	123	1144
10	GB	16	345.8	388	24.3	5533	13	3624	26	7	1909	18	4.2	101	771
11	IND	16	345.4	436	27.3	5526	20	3595	23	13	1931	26	4.7	97	789
12	LAC	16	341.1	365	22.8	5458	19	3504	26	13	1954	10	4.4	99	762
13	ATL	16	340.8	334	20.9	5453	17	3364	18	7	2089	17	4.6	103	777
14	JAX	16	338.5	433	27.1	5416	18	3524	26	12	1892	21	4.1	125	1060
15	NYG	16	330.6	347	21.7	5289	16	3255	19	10	2034	21	4.2	121	1012
16	BAL	16	330.5	400	25.0	5288	22	2763	20	10	2525	23	5.3	90	668
17	KC	16	330.2	350	21.9	5283	13	3555	23	12	1728	15	4.2	112	906
18	CIN	16	327.0	396	24.8	5232	22	3783	33	16	1449	11	4.1	82	593
19	AZ	16	326.3	335	20.9	5221	19	3717	27	10	1504	9	4.3	109	797
20	HOU	16	326.3	366	22.9	5220	12	3502	23	9	1718	8	3.9	111	912
21	WAS	16	321.6	332	20.8	5145	21	2998	18	11	2147	18	4.8	113	894
22	TB	16	319.3	364	22.8	5109	15	3302	25	10	1807	13	4.2	89	692
23	NO	16	311.9	289	18.1	4991	22	3496	18	11	1495	8	3.7	112	880
24	PHI	16	311.5	362	22.6	4984	14	3076	25	6	1908	16	4.2	108	950
25	MIA	16	308.3	337	21.1	4932	22	2951	22	17	1981	14	4.9	94	759
26	PIT	16	300.4	371	23.2	4806	15	3150	25	9	1656	14	4.3	96	758
27	CAR	16	296.3	297	18.6	4740	20	2782	22	11	1958	9	4.4	90	716
28	NYJ	16	272.4	292	18.3	4359	23	2332	14	13	2027	11	4.7	106	882
29	MIN	16	269.5	328	20.5	4312	29	2608	18	21	1704	14	4.5	109	866
30	CLE	16	266.0	259	16.2	4256	24	2725	16	18	1531	10	3.9	104	800
31	TEN	16	263.7	277	17.3	4219	18	2707	15	7	1512	8	4.2	124	944
32	LV	16	247.8	227	14.2	3964	21	2765	20	18	1199	5	3.6	106	891

Offense Rankings

(1=good, 32=bad)

Off	G	Yds/Gm	PF	Yds	TO	PassYds	TD	Int	RushYds	TD	Y/A	Pen	Yds
DAL	16	1	4	1	16	1	5	16	9	15	8	30	30
LAR	16	2	1	2	7	2	1	7	8	13	8	1	1
CHI	16	3	10	3	1	11	8	1	3	7	3	27	27
NE	16	4	5	4	10	3	6	7	13	8	18	8	17
BUF	16	5	6	5	16	18	12	11	2	1	2	12	18
DET	16	6	3	6	5	5	2	3	15	4	8	12	5
SF	16	7	8	7	22	4	3	26	22	17	30	2	3
SEA	16	8	2	8	31	8	12	26	16	8	25	8	11
DEN	16	9	14	9	12	9	12	16	19	8	12	29	32
GB	16	10	13	10	3	10	8	3	17	8	18	15	12
IND	16	11	7	11	20	12	18	23	14	2	6	11	14
LAC	16	12	17	12	16	15	8	23	12	25	14	14	10
ATL	16	13	24	13	12	19	26	3	5	13	8	16	13
JAX	16	14	9	14	14	14	8	21	20	4	25	32	31
NYG	16	15	21	15	10	21	25	11	6	4	18	28	29
BAL	16	16	11	16	25	28	23	11	1	3	1	5	4
KC	16	17	20	17	3	13	18	21	23	17	18	24	24
CIN	16	18	12	18	25	6	3	28	31	23	25	3	2
AZ	16	19	23	19	16	7	7	11	29	27	16	21	15
HOU	16	20	16	20	2	16	18	9	24	29	28	23	25
WAS	16	21	25	21	22	24	26	16	4	8	5	26	23
TB	16	22	18	22	7	20	12	11	21	22	18	4	6
NO	16	23	29	23	25	17	26	16	30	29	31	24	20
PHI	16	24	19	24	5	23	12	1	18	15	18	20	28
MIA	16	25	22	25	25	25	21	29	10	19	3	7	9
PIT	16	26	15	26	7	22	12	9	26	19	16	10	8
CAR	16	27	27	27	20	26	21	16	11	27	14	5	7
NYJ	16	28	28	28	29	32	32	23	7	23	6	18	21
MIN	16	29	26	29	32	31	26	32	25	19	12	21	19
CLE	16	30	31	30	30	29	30	30	27	25	28	17	16
TEN	16	31	30	31	14	30	31	3	28	29	18	30	26
LV	16	32	32	32	22	27	23	30	32	32	32	18	22

Team Defense

Yards

Rk	Def	G	Yds/Gm	PA	Avg	Yds	TO	PassYds	TD	Int	RushYds	TD	Avg	Pen	Yds
1	HOU	16	272.4	265	16.6	4359	26	2842	18	18	1517	12	4.1	104	826
2	CLE	16	278.6	361	22.6	4458	16	2621	22	10	1837	14	4.1	119	823
3	DEN	16	282.1	308	19.3	4513	12	3078	18	9	1435	11	3.8	113	818
4	LAC	16	288.1	321	20.1	4609	23	2934	16	19	1675	16	4.4	99	823
5	MIN	16	292.7	330	20.6	4683	21	2701	15	8	1982	13	4.0	106	828
6	SEA	16	292.9	289	18.1	4687	24	3177	20	17	1510	9	3.7	114	871
7	NE	16	302.4	310	19.4	4839	17	3173	24	9	1666	11	4.3	101	766
8	BUF	16	303.8	357	22.3	4861	20	2615	18	13	2246	24	5.3	79	704
9	NO	16	305.5	364	22.8	4888	19	2887	24	9	2001	12	4.1	111	871
10	KC	16	307.6	314	19.6	4922	12	3243	18	9	1679	14	4.0	106	959
11	GB	16	308.6	344	21.5	4938	13	3074	24	7	1864	14	4.2	97	847
12	JAX	16	310.5	329	20.6	4968	30	3590	25	21	1378	12	3.9	106	934
13	PHI	16	316.7	301	18.8	5067	19	3095	13	11	1972	18	4.4	87	778
14	ATL	16	325.8	384	24.0	5213	21	3175	26	15	2038	11	4.6	89	707
15	CAR	16	326.6	364	22.8	5225	20	3269	19	14	1956	20	4.5	103	784
16	LV	16	327.2	420	26.3	5235	14	3333	23	8	1902	22	3.9	111	850
17	LAR	16	328.2	326	20.4	5251	24	3446	24	15	1805	8	4.3	115	877
18	DET	16	335.8	397	24.8	5372	18	3490	29	12	1882	16	4.4	87	676
19	SF	16	338.9	358	22.4	5423	16	3770	29	6	1653	12	4.3	102	709
20	TB	16	340.5	397	24.8	5448	20	3783	28	12	1665	16	4.4	123	948
21	MIA	16	342.0	386	24.1	5472	20	3464	28	9	2008	14	4.6	100	789
22	TEN	16	346.8	437	27.3	5548	14	3664	27	6	1884	20	4.4	103	752
23	NYJ	16	348.4	468	29.3	5575	4	3415	32	0	2160	19	4.4	88	766
24	IND	16	350.5	374	23.4	5608	21	4010	23	14	1598	15	3.8	96	840
25	BAL	16	352.3	372	23.3	5637	20	3924	22	11	1713	16	4.2	101	788
26	AZ	16	355.4	451	28.2	5686	19	3671	27	10	2015	19	4.4	93	802
27	PIT	16	356.8	363	22.7	5709	26	3924	27	14	1785	10	4.2	98	804
28	CHI	16	357.3	396	24.8	5717	32	3552	31	22	2165	15	5.0	89	643
29	NYG	16	364.1	422	26.4	5826	13	3499	25	8	2327	19	5.3	127	1049
30	DAL	16	376.8	477	29.8	6029	11	4057	33	6	1972	23	4.7	127	1079
31	WAS	16	389.1	434	27.1	6226	9	3895	32	7	2331	17	4.8	107	907
32	CIN	16	392.2	472	29.5	6275	20	3893	33	13	2382	18	5.2	100	838

Defense Rankings

(1=good, 32=bad)

Def	G	Yds/Gm	PA	Yds	TO	PassYds	TD	Int	RushYds	TD	Avg	Pen	Yds
HOU	16	1	1	1	3	4	4	4	4	7	8	19	18
CLE	16	2	14	2	22	2	10	17	14	12	8	29	16
DEN	16	3	4	3	28	8	4	19	2	4	2	26	15
LAC	16	4	7	4	7	6	3	3	9	18	17	11	16
MIN	16	5	10	5	8	3	2	24	22	11	6	20	19
SEA	16	6	2	6	5	12	9	5	3	2	1	27	24
NE	16	7	5	7	21	10	14	19	8	4	14	14	7
BUF	16	8	12	8	11	1	4	11	29	32	31	1	3
NO	16	9	16	9	17	5	14	19	23	7	8	24	24
KC	16	10	6	10	28	13	4	19	10	12	6	20	30
GB	16	11	11	11	26	7	14	27	15	12	11	9	22
JAX	16	12	9	12	2	22	18	2	1	7	4	20	28
PHI	16	13	3	13	17	9	1	15	20	23	17	2	9
ATL	16	14	20	14	8	11	20	6	26	4	25	5	4
CAR	16	15	16	15	11	14	8	8	19	28	24	17	10
LV	16	16	25	16	24	15	12	24	18	30	4	24	23
LAR	16	17	8	17	5	17	14	6	13	1	14	28	26
DET	16	18	23	18	20	19	26	13	16	18	17	2	2
SF	16	19	13	19	22	25	26	29	6	7	14	16	5
TB	16	20	23	20	11	26	24	13	7	18	17	30	29
MIA	16	21	21	21	11	18	24	19	24	12	25	12	12
TEN	16	22	28	22	24	23	21	29	17	28	17	17	6
NYJ	16	23	30	23	32	16	29	32	27	25	17	4	7
IND	16	24	19	24	8	31	12	8	5	16	2	8	21
BAL	16	25	18	25	11	29	10	15	11	18	11	14	11
AZ	16	26	29	26	17	24	21	17	25	25	17	7	13
PIT	16	27	15	27	3	29	21	8	12	3	11	10	14
CHI	16	28	22	28	1	21	28	1	28	16	29	5	1
NYG	16	29	26	29	26	20	18	24	30	25	31	31	31
DAL	16	30	32	30	30	32	31	29	20	31	27	31	32
WAS	16	31	27	31	31	28	29	27	31	22	28	23	27
CIN	16	32	31	32	11	27	31	11	32	23	30	12	20

Top Leaders

Rank	QB	Team	Cmp	Att	Cmp%	Yds	TD	Int	Lng	Y/A	Rate	Sck	SckY
1	Drake Maye	NE	340	474	71.7	4,203	30	8	72	8.9	112.9	47	201
2	Matthew Stafford	LAR	363	557	65.2	4,448	42	8	88	8.0	108.8	22	143
3	Jared Goff	DET	366	536	68.3	4,233	33	7	64	7.9	107.0	36	244
4	Brock Purdy	SF	178	257	69.3	2,040	20	9	45	7.9	104.2	8	46
5	Josh Allen	BUF	319	460	69.3	3,668	25	10	54	8.0	102.2	40	298
6	Lamar Jackson	BAL	181	284	63.7	2,311	18	6	45	8.1	101.4	33	223
7	Jordan Love	GB	291	439	66.3	3,381	23	6	59	7.7	101.2	21	169
8	Daniel Jones	IND	261	384	68.0	3,101	19	8	75	8.1	100.2	22	158
9	Dak Prescott	DAL	397	589	67.4	4,482	30	10	86	7.6	99.9	31	208
10	Sam Darnold	SEA	303	451	67.2	3,850	25	14	67	8.5	99.2	25	169
11	Jalen Hurts	PHI	294	454	64.8	3,224	25	6	79	7.1	98.5	32	181
12	Mac Jones	SF	201	289	69.6	2,151	13	6	56	7.4	97.4	16	108
13	Aaron Rodgers	PIT	296	451	65.6	3,028	23	7	80	6.7	95.3	27	176
14	Justin Herbert	LAC	340	512	66.4	3,727	26	13	60	7.3	94.1	54	301
15	Jacoby Brissett	AZ	293	454	64.5	3,123	21	7	50	6.9	93.5	37	255
16	C.J. Stroud	HOU	259	400	64.8	2,872	18	8	75	7.2	92.6	23	189
17	Tyler Shough	NO	198	292	67.8	2,125	9	5	62	7.3	92.1	27	168
18	Caleb Williams	CHI	310	535	57.9	3,730	25	6	65	7.0	90.3	23	158
19	Baker Mayfield	TB	327	521	62.8	3,490	25	10	77	6.7	90.3	34	229
20	Jaxson Dart	NYG	194	307	63.2	2,042	13	5	44	6.7	89.8	31	141
21	Patrick Mahomes	KC	315	502	62.7	3,587	22	11	61	7.1	89.6	34	193
22	Trevor Lawrence	JAX	319	530	60.2	3,752	26	12	63	7.1	88.7	39	231
23	Tua Tagovailoa	MIA	260	384	67.7	2,660	20	15	47	6.9	88.5	30	195
24	Michael Penix	ATL	166	276	60.1	1,982	9	3	69	7.2	88.5	13	101
25	Bo Nix	DEN	374	589	63.5	3,790	25	11	52	6.4	88.2	18	102
26	Bryce Young	CAR	280	443	63.2	2,745	21	10	54	6.1	87.0	27	202
27	Kirk Cousins	ATL	148	237	62.4	1,541	9	4	49	6.5	86.8	9	58
28	Spencer Rattler	NO	174	257	67.7	1,586	8	5	87	5.9	86.5	18	104
29	Marcus Mariota	WAS	139	227	61.2	1,695	10	7	56	7.0	86.1	16	107
30	Geno Smith	LV	302	448	67.4	3,025	19	17	61	5.9	84.7	55	405

Rank	Running Back	Team	Att	Yds	TD	Lng	Y/A	Y/G	Fmb
1	James Cook	BUF	307	1,606	12	64	5.2	100.4	6
2	Jonathan Taylor	IND	309	1,559	18	83	5.0	97.4	2
3	Derrick Henry	BAL	287	1,469	16	59	5.1	91.8	4
4	Bijan Robinson	ATL	272	1,445	7	93	5.3	90.3	4
5	De'Von Achane	MIA	238	1,350	8	59	5.7	84.4	1
6	Javonte Williams	DAL	252	1,201	11	66	4.8	75.1	2
7	Kyren Williams	LAR	247	1,192	10	34	4.8	74.5	2
8	Christian McCaffrey	SF	303	1,179	10	41	3.9	73.7	2
9	Jahmyr Gibbs	DET	224	1,143	13	78	5.1	71.4	2
10	Saquon Barkley	PHI	280	1,140	7	65	4.1	71.3	1
11	Travis Etienne	JAX	246	1,075	7	71	4.4	67.2	1
12	Rico Dowdle	CAR	229	1,066	6	53	4.7	66.6	1
13	Breece Hall	NYJ	243	1,065	4	59	4.4	66.6	2
14	D'Andre Swift	CHI	213	1,047	9	25	4.9	69.8	2
15	Tony Pollard	TEN	228	1,034	5	65	4.5	64.6	4
16	Chase Brown	CIN	219	947	6	37	4.3	59.2	2
17	Kenneth Walker III	SEA	205	930	5	55	4.5	58.1	1
18	Josh Jacobs	GB	234	929	13	40	4.0	61.9	3
19	Jaylen Warren	PIT	197	892	6	45	4.5	59.5	1
20	Ashton Jeanty	LVR	240	888	5	64	3.7	55.5	2
21	TreVeyon Henderson	NWE	167	858	7	69	5.1	53.6	1
22	Quinshon Judkins	CLE	230	827	7	46	3.6	59.1	0
23	Jacory Croskey-Merritt	WAS	162	776	8	72	4.8	48.5	3
24	J.K. Dobbins	DEN	153	772	4	41	5.0	77.2	0
25	Kyle Monangai	CHI	163	769	5	39	4.7	48.1	0
26	Blake Corum	LAR	132	687	6	48	5.2	42.9	0
27	David Montgomery	DET	150	674	8	72	4.5	42.1	2
28	Jordan Mason	MIN	145	664	6	24	4.6	44.3	3
29	Zach Charbonnet	SEA	167	656	11	30	3.9	43.7	0
30	Woody Marks	HOU	186	655	2	23	3.5	43.7	1

Rank	Receiver	Team	Pos	Tgt	Rec	Yds	Avg	TD	Lng	Fmb
1	Jaxon Smith-Njigba	SEA	WR	155	113	1709	15.1	10	63	3
2	Puka Nacua	LAR	WR	155	119	1639	13.8	9	58	1
3	George Pickens	DAL	WR	134	92	1420	15.4	9	45	4
4	Ja'Marr Chase	CIN	WR	175	117	1316	11.2	7	64	1
5	Amon-Ra St. Brown	DET	WR	157	106	1262	11.9	11	52	1
6	Trey McBride	AZ	TE	161	119	1174	9.9	11	31	0
7	Chris Olave	NO	WR	156	100	1163	11.6	9	62	0
8	Nico Collins	HOU	WR	120	71	1117	15.7	6	57	1
9	Zay Flowers	BAL	WR	112	82	1073	13.1	3	56	3
10	CeeDee Lamb	DAL	WR	116	74	1073	14.5	3	74	0
11	Jameson Williams	DET	WR	94	59	1043	17.7	7	64	0
12	Wan'Dale Robinson	NYG	WR	140	92	1014	11.0	4	50	1
13	Courtland Sutton	DEN	WR	122	73	1012	13.9	7	52	0
14	A.J. Brown	PHI	WR	121	78	1003	12.9	7	45	0
15	Stefon Diggs	NE	WR	99	82	970	11.8	4	33	0
16	DeVonta Smith	PHI	WR	109	74	956	12.9	4	79	0
17	Justin Jefferson	MIN	WR	130	76	947	12.5	2	50	0
18	Emeka Egbuka	TB	WR	124	62	930	15.0	6	77	0
19	Tetairoa McMillan	CAR	WR	116	66	929	14.1	7	43	0
20	Jaylen Waddle	MIA	WR	100	64	910	14.2	6	46	1
21	Michael Wilson	AZ	WR	118	73	907	12.4	6	50	0
22	Christian McCaffrey	SF	RB	122	96	890	9.3	7	39	2
23	Alec Pierce	IND	WR	77	43	871	20.3	4	50	0
24	Kyle Pitts	ATL	TE	109	82	870	10.6	5	36	0
25	D.K. Metcalf	PIT	WR	99	59	850	14.4	6	80	0
26	Drake London	ATL	WR	104	64	841	13.1	6	43	1
27	Travis Kelce	KC	TE	102	73	839	11.5	5	44	0
28	Juwan Johnson	NO	TE	97	74	828	11.2	3	52	1
29	Bijan Robinson	ATL	RB	100	76	810	10.7	4	69	4
30	Tyler Warren	IND	TE	104	71	791	11.1	4	41	1

Top Weekly Performers

	Passing	Team	Yards
1	Baker Mayfield	TB	346
2	Tyler Shough	NO	333
3	Caleb Williams	CHI	330
4	Dak Prescott	DAL	307
5	Joe Burrow	CIN	305
6	Brock Purdy	SF	303

	Rushing	Team	Yards
1	Derrick Henry	BAL	216
2	Bijan Robinson	ATL	195
3	Christian McCaffrey	SF	140
4	Breece Hall	NYJ	111
5	Zach Charbonnet	SEA	110
6	Jacory CroskeyMerritt	WAS	105
7	Malik Davis	DAL	103
8	Chase Brown	CIN	101

	Receiving	Team	Yards
1	Luther Burden	CHI	138
2	Chris Olave	NO	119
3	Parker Washington	JAX	115
4	Jalen McMillan	TB	114
5	Christian Watson	GB	113
6	WanDale Robinson	NYG	113
7	Chris Godwin	TB	108
8	Brandin Cooks	BUF	101
9	Stefon Diggs	NE	101

~MEMORY LANE~

I hope you have enjoyed reading about the 1976 NFL season because as I was producing it I enjoyed reliving the season the second time.

I don't have a Memory Lane article this issue and for the foreseeable future. Many of the past articles started from my personal knowledge but requires reading through magazines, old books and online articles to get all the details and statistics. Allotting that much time to a project is something that currently doesn't work well with my schedule.

I do have some thoughts about doing the 1977 NFL season once the Super Bowl is over but that is still in the early stages of development. Please use the comment section of the web site if you are interested in more Memory Lane, that will be a factor in whether the section continues.

Trivia

Players who wore #17

1. This NC State QB was taken #10 overall in the 2004 draft by an AFC West team. He is this teams all time leader in passing yards and TD's.
2. This HOF WR in 1971 was drafted in the 7th round by PHI. Played 14 yrs for 2 teams, 4x pro bowler. PHI's all time rec yds leader.
3. This QB in 1961 was drafted #11 overall by SF. Played for SF, NO & WAS. Starting QB in SB VII vs MIA.
4. This QB was drafted in the 13th round in 1972 by CLE. He was the QB of the 1980 Brown's Kardiac Kids.
5. This DAL QB, 1960-68, was the starting QB in the classic "Ice Bowl" game against the Packers.

[\(Answers\)](#)

Answers Correct	Trivia Ranking - Ice Cream Flavors
5	Rocky Road
4	Cookies & Cream
3	Neapolitan
2	Chocolate
1	Vanilla
0	Quoting Seinfeld, "No Soup for You!"

[\(Back to Trivia\)](#)

Trivia Answers

1. Phillip Rivers
2. Harold Carmichael
3. Billy Kilmer
4. Brian Sipe
5. Don Meredith

[\(Back to Trivia\)](#)

[\(Trivia Rankings\)](#)